



Kahlo Collection

LH2, RFC, FST corner group shown in Riga Stone (Cover 1) and Danube Seaweed (Cover 2).
Armchair shown in Riga Khaki (Cover 1) and Danube Kudu (Cover 2).

Colours represented are to be used as a guide only, colour shadings can vary slightly from each roll of fabric. Please refer to manufacturers swatch for more colour options.


Extra Flex⁺
Soft, Supportive Seating

03/09/2025

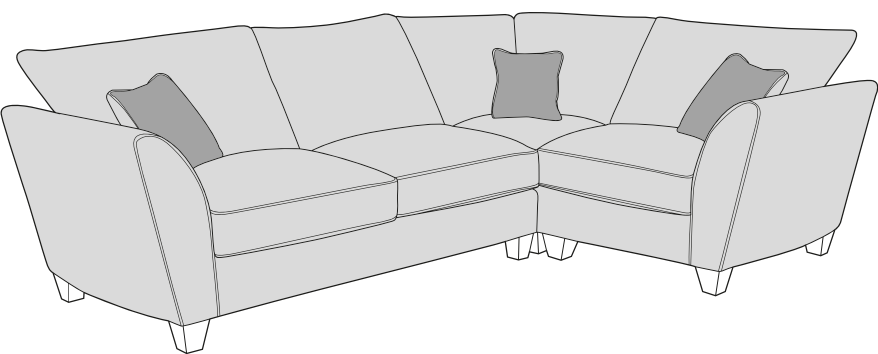
KAHLO COVER GUIDE - STANDARD BACK

Please use this guide when ordering the following pieces to clarify cover options.

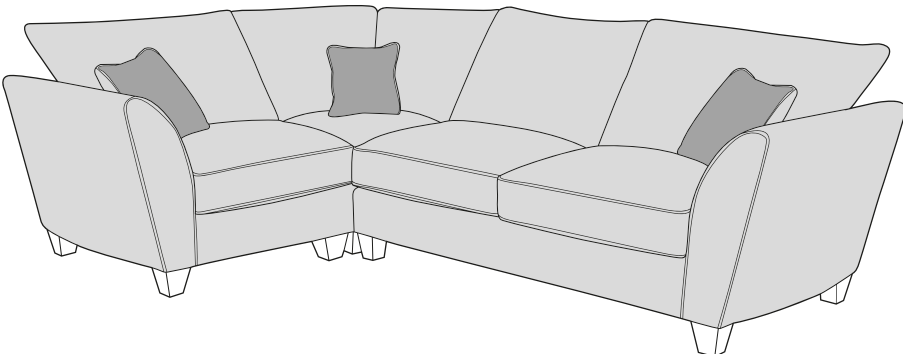
LH2, COR, RH2 Corner Group



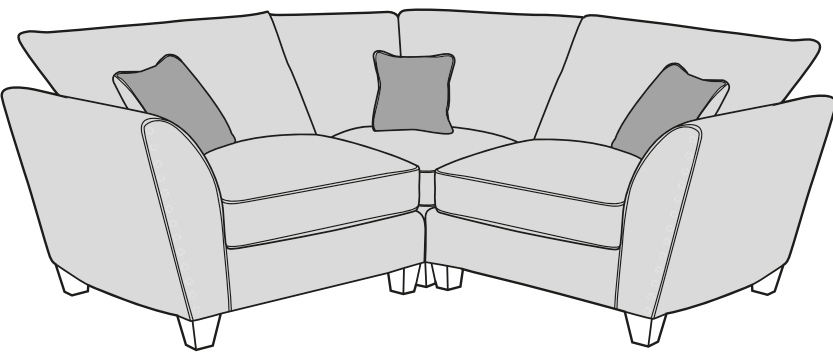
LH2, COR, RH1 Corner Group




LH1, COR, RH2 Corner Group




LH1, COR, RH1 Corner Group




LH2, RFC, FST Corner Group



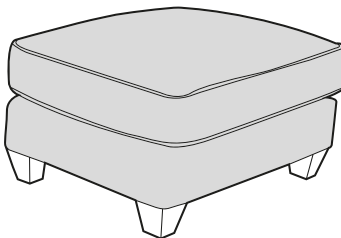
FST, LFC, RH2 Corner Group




ALU - Armless Unit




FST - Footstool Unit




3 Seater sofa (3ST)





2 Seater sofa (2ST)

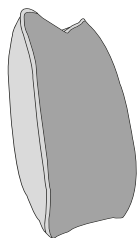


Arm Chair (1ST)



-  **COVER 1**
(BODY)
-  **COVER 2**
(SCATTER)

Scatter Cushions



Front = Cover 2
Piping = Cover1
Back = Cover1



MANUFACTURER MEMBER

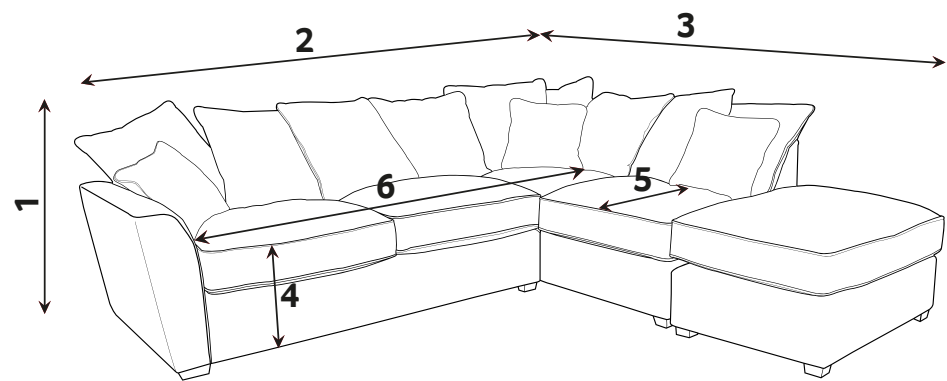


KAHLO DIMENSIONS (CM)

AVAILABLE PIECES	HEIGHT 1	OUTBACK HEIGHT	WIDTH 2	DEPTH 3	ARM HEIGHT	SEAT HEIGHT 4	SEAT DEPTH (STANDARD) 5	SEAT WIDTH 6	ACCESS DIAGONAL 7	WEIGHT (KG)	SCATTER CUSHION NO.
LH2, COR, RH2 GROUP	97	72	288	288	77	54	N/A	N/A	N/A	120.5	3
LH2, COR, RH1 GROUP or LH1, COR, RH2 GROUP	97	72	288	204	77	54	N/A	N/A	N/A	110.5	3
LH1, COR, RH1 GROUP	97	72	204	204	77	54	N/A	N/A	N/A	100.5	3
LH2, RFC, FST GROUP or FST, LFC, RH2 GROUP	97	72	288	246	77	54	N/A	N/A	N/A	105.5	2
LH2/RH2 UNIT	97	72	194	94	77	54	50	164	209	44	1
LFC/RFC UNIT	97	72	176	94	N/A	54	50	155	200	43.5	1
LH1/RH1 UNIT	97	72	110	94	77	54	50	85	145	34	1
COR - CORNER UNIT	97	72	94	94	77	54	50	50	133	32.5	1
ALU - ARMLESS UNIT	97	72	80	94	77	54	50	80	123	25	N/A
FST - FOOTSTOOL UNIT	54	N/A	94	70	N/A	N/A	N/A	N/A	N/A	18	N/A
3 SEATER SOFA (3ST)	97	72	223	94	77	54	50	164	232	55	2
2 SEATER SOFA (2ST)	97	72	196	94	77	54	50	137	208	48	2
ARM CHAIR (1ST)	97	72	122	94	77	54	50	61	146	39.5	1

- * Hardwood & composite board frame.
 - * Dowelled, screwed, glued & stapled joinery.
 - * Mid Oak & Antique foot options.
- * Fibre filled backs for added comfort.
 - * Fibre filled scatters included.
- * Serpentine Seat springs & Silent Wire.
 - * Superloop back springs.

DIMENSION GUIDE



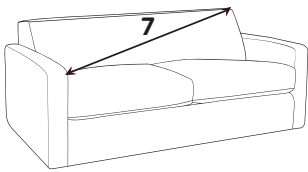
- 1 - HEIGHT

2 - WIDTH
- 3 - DEPTH

4 - SEAT HEIGHT
- 5 - SEAT DEPTH (STD & PILLOW)

6 - SEAT WIDTH
- 7 - DIAGONAL ACCESS

Check the diagonal access dimension to ensure furniture will fit in your home.



Illustrations used for reference only.

Extra Flex⁺

Soft, Supportive Seating

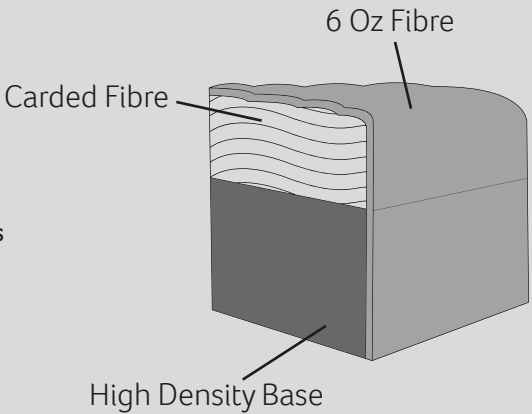
A high density foam base seat interior with a hand-rolled carded fibre, channelled topper which provides both softness and support.

CARE GUIDE

Extraflex seat cushions should be **plumped up on a regular basis** to help maintain the aesthetical appeal of your upholstery, the plumping of cushions is essential to help retain the comfort and softness of any piece of upholstered furniture.

To improve the longevity of your hand-made furniture, we recommend rotating cushions (where applicable).

For further information on maintaining your furniture please refer to the care guide located under the seat platform.



Mid Oak



Antique



FOOT OPTIONS:



See terms & conditions

Please note : All dimension are approximate. Allow tolerance of +/- 2.5cm.

Wood is a natural product and will vary in shade/colour from item to item. Feet may require fitting.

03/09/2025